

# FREEWAY BUSINESS CENTER

6707 SHINGLE CREEK PARKWAY, BROOKLYN CENTER, MN 55430

FOR LEASE

OFFICE WAREHOUSE

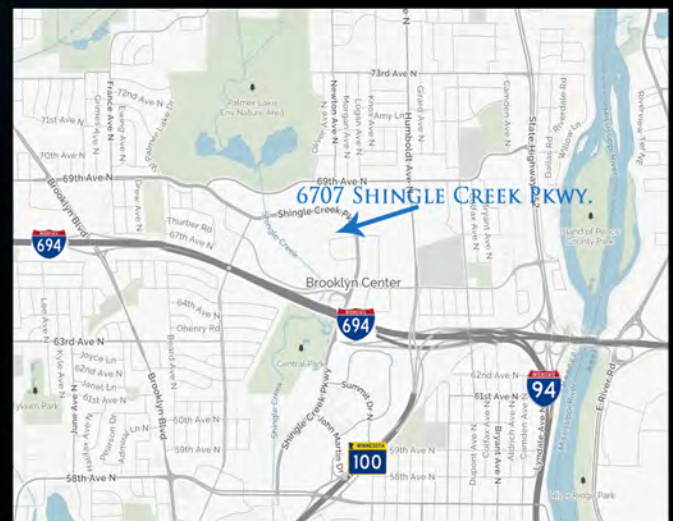


## LEASE RATES

OFFICE/WAREHOUSE \$8.00/\$4.00

2016 OPERATING EXPENSES \$2.30

- UP TO 18,580 S.F. AVAILABLE (1,074 S.F. OF EXISTING OFFICE SPACE)
- 22 FT. CLEAR CEILING HEIGHT
- 12 TONS OF A/C IN WAREHOUSE
- 50+ PARKING SPACES AVAILABLE
- 33 FT. BY 40 FT. COLUMN SPACING
- ONE 12'x14' DRIVE IN AND ONE 8'x9' DOCK DOOR
- BUILDING SIZE 75,939 S.F.
- METRO TRANSIT BUS LINES - 22, 722, 763
- EASY ACCESS TO I-694, I-94 AND HWY 100



JEFF SALZBRUN

612-788-1552

jeffs@essencerealestate.com

JEFF NORDNESS

651-341-5044

jeff@essencerealestate.com

OFFICE: 651-482-1871

# ERSI

ESSENCE  
REAL ESTATE  
SERVICES INC.

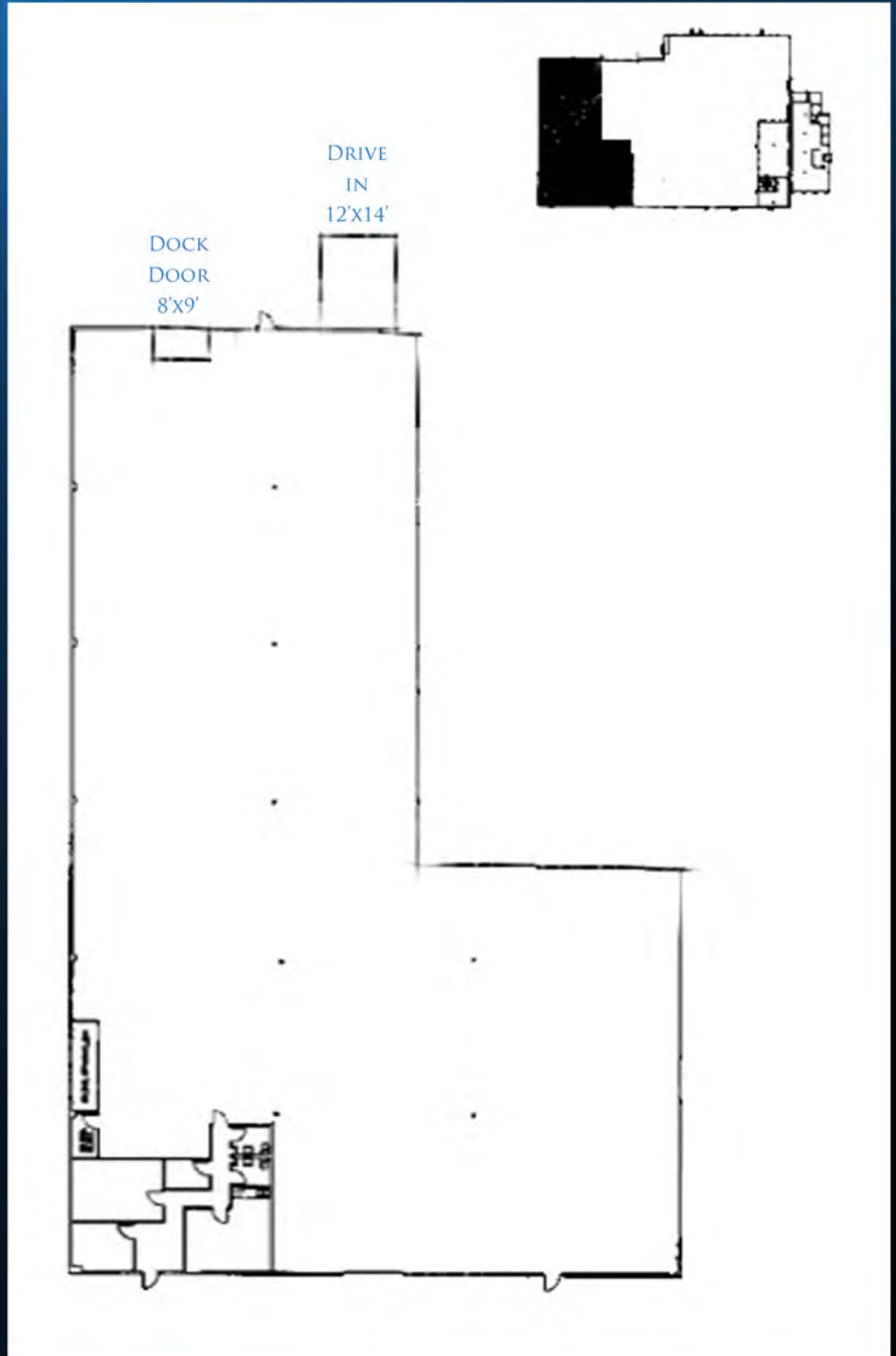
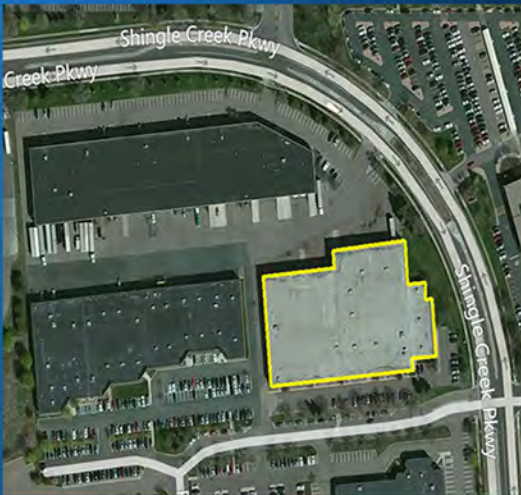
COMMERCIAL REAL ESTATE SINCE 1990

# FREEWAY BUSINESS CENTER

6707 SHINGLE CREEK PARKWAY, BROOKLYN CENTER, MN 55430

## FOR LEASE

## FLOOR PLAN



JEFF SALZBRUN  
612-788-1552  
jeffs@essencerealestate.com

JEFF NORDNESS  
651-341-5044  
jeff@essencerealestate.com

OFFICE: 651-482-1871

**ERSI** | ESSENCE  
REAL ESTATE  
SERVICES INC.  
COMMERCIAL REAL ESTATE SINCE 1990